



**Polish Humanitarian Action  
2018 Annual Report**

# INSIDE:

A Few Words from the Team .....	3
Our Key Activities .....	4
Our Humanitarian Work .....	6
Our Work in Poland .....	28
Sources of Funding .....	32
Cost by Project .....	36
Employment Data .....	38
Organizational Structure .....	39
Financial Statement .....	40
Balance Sheet .....	44

## IMPLEMENTATION OF ORGANISATIONAL STRATEGY

Long term commitments	Implemented in 2018
Broaden scope of humanitarian and developmental aid provided abroad	<ul style="list-style-type: none"><li>• In Somalia PAH became a national WASH cluster co-leader;</li><li>• PAH missions started to provide new type of activities in Ukraine (WASH), Somalia (multipurpose cash assistance) and South Sudan (protection mainstreaming);</li><li>• PAH initiated new emergency activities in Djibouti as well as development assistance in Kenya;</li><li>• PAH developed new program guidelines for Project Cycle Management</li></ul>
Consolidate financial situations: diversify revenue sources, and improve reporting systems	<ul style="list-style-type: none"><li>• Turnover on statutory activity increased by 16,2% y/y.</li><li>• Donations received from Polish society raised around 2.7 mln PLN y/y.</li><li>• Implementation work of the CRM system which aim is to improve management of data about funds received from donations.</li></ul>



2018 was full of challenges to humanitarian organizations. The 7th year of war in Syria began, the 7th year of tragedy for hundreds of thousands of families. PAH continued to provide assistance on-site by implementing the largest food aid program in the history of the organization. Every month, we provided 15 thousand Syrian families with food packages.

2018 was also the year of escalation of the conflict in Yemen. Military action caused the biggest humanitarian crisis in the world. In addition to military fighting, Yemenis were exposed to epidemic of diseases, nearly 8,5 million people were threatened with famine. PAH began assistance activities immediately. We introduced an aid project for Yemeni refugees at the Markazi camp in Djibuti. We also submitted the documents necessary to register the PAH field mission in Yemen.

Situation in South Sudan, despite the cease fire, is still highly unstable. 7 million South Sudanese are in need of humanitarian aid. Our aid workers who specialize in the water and sanitation aid sector, developed the strategy combining WASH aid with food aid and educational activities.

In Somalia we've been conducting WASH activities for several years. In recognition of our efficacy and professionalism, a PAH employee was named a co-coordinator of the WASH cluster.

The unending military conflict has left its mark in eastern Ukraine. Children and seniors living close to the so called contact line are the most vulnerable. And this is where we focused our assistance. We organized psychological help for students and the elderly. We wanted them, despite such challenging conditions, to feel safe. In 2018, PAH began cooperation with a new donor – UNICEF.

In Iraq, while continuing aid in the water and sanitation sector, we began distribution of cash vouchers so people could renovate their homes destroyed by military conflict. We also received financing from the Madad Fund, and began operations as a part of a consortium of humanitarian organizations.

We also expended our aid with disaster risk reduction activities. Together with the Polish Ministry of Foreign Affairs we began assistance in Kenya. In countries exposed to the negative effects of climate change, such actions are of great importance because they provide a sense of security to entire communities and allow them to develop agriculture and local entrepreneurship without adverse effects on the environment.

All these activities were possible thanks to our donors, the support of business partners, and, above all, the generosity of Polish society, that, from the beginning of PAH, has repeatedly shown that it does not ignore the suffering of other people. Thank you with all our hearts.

Janina Ochojska and the PAH Team

# PAH KEY ACTIVITIES

## ACCESS TO WATER, SANITATION AND HYGIENE

- Boreholes drilling and infrastructure rehabilitation
- Establishment of local water committees
- Hygiene promotion
- WASH kits distribution
- Water trucking
- Waste management

## FOOD SECURITY AND LIVELIHOODS

- Food assistance distribution
- Support for agriculture and small business recovery
- Vocational trainings

## SHELTER AND NON-FOOD ITEMS

- Support for people living in camps
- Emergency shelters
- Distributions of NFI packages and mosquito nets

## ACCESS TO EDUCATION

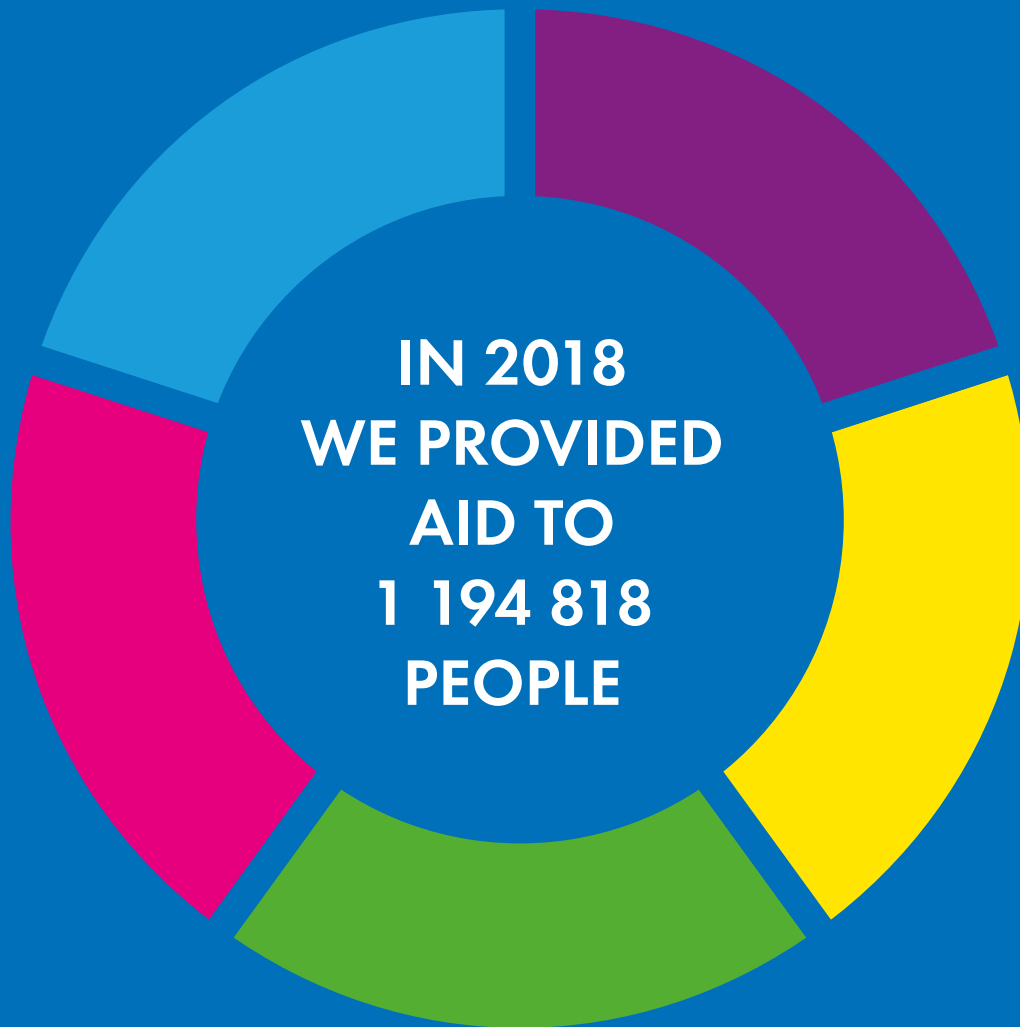
- Building schools
- Providing access to WASH infrastructure at schools
- Raising awareness among students on hygiene issues

## PROTECTION

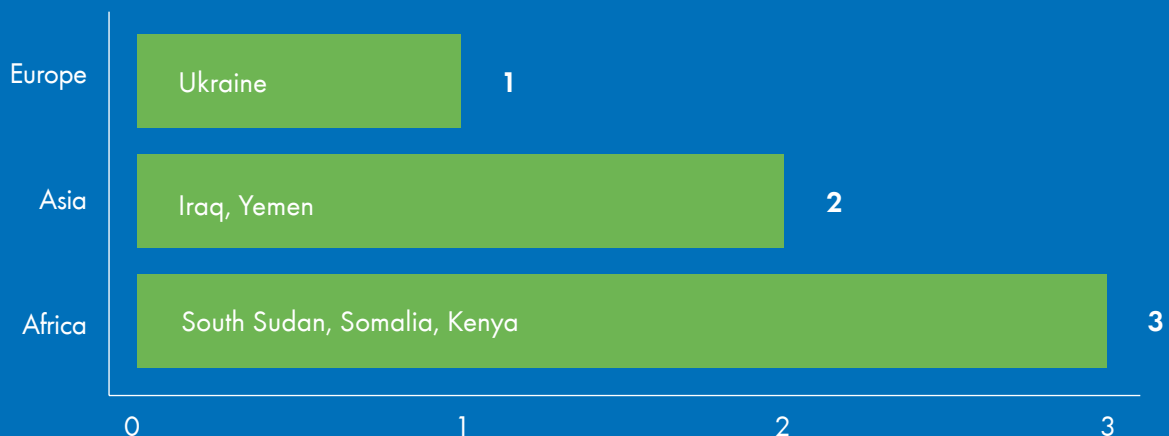
- Psychosocial support
- Legal assistance
- Child-friendly spaces
- Mainstreaming protection

# TOTAL BUDGET IN 2018

## USD 21 889 945



## PAH LONG-TERM ONGOING OPERATIONS IN 2018



# OUR WORK



POPULATION: **12 mln**

PEOPLE IN NEED OF HUMANITARIAN AID: **7,5 mln**

INTERNALLY DISPLACED PEOPLE: **1,9 mln**

PAH aid activities since 2006.

AREA OF WORK: Central Equatoria, Eastern Equatoria,  
Jonglei, Unity states.

In 2018 PAH provided aid to 543,345 people.

# IN SOUTH SUDAN

We focused on increasing the safety of our beneficiaries, in particular, we concentrated on assistance to victims of sexual violence. The concept of protection mainstreaming, as well as protection of environment and gender appropriate assistance are elements that especially determine the quality of provided humanitarian aid. Our activities became more comprehensive – we covered sectors of water and sanitation, food security, shelter, education, and protection. PAH employees, who are experts in the WASH sector, also developed strategies to combine WASH assistance with food assistance and educational activities. We prepared the introduction of cash and voucher assistance.

TYPE OF ACTIVITY	AID PROVIDED TO	LOCATION	SOURCE OF FINANCING
Emergency WASH Preparedness and Response for vulnerable crisis-affected communities	64234	Jonglei	ECHO, own funds,
	Repair of boreholes. Provision of tools. Construction and repair of latrines. Organizaing of hygiene promotion sessions.		
Emergency WASH Preparedness and Response for vulnerable crisis-affected communities	193412	All states	ECHO, own funds, OFDA/RRF, KPRM
	<p>Altogether 6 interventions were conducted:</p> <ol style="list-style-type: none"> <li>15 Community hygiene Promoters (CHPs) were mobilized and trained. 10 community health workers were trained, also 15 community leaders, 23 women group leaders, 28 WUC members trained. rehabilitation and chlorination of 10 pumps was conducted.</li> <li>15 water points were rehabilitated, 3 training sessions for total of 138 people (Pump mechanics, WUC and School Hygiene Club)were conductrtred. Hand washing facility established in one school and one health center, 980 people received soap.</li> <li>7 water points were rehabilitated. Construction of 4 emergency latrines to an institution, 3 schools and 1 health facility. Distribution of soap buckets and other WASH NFI items for 10,615 people. 10 HWF provided to institutions to promote hand washing, 5 rubbish pit to the market areas, hygiene education conducted in 3 schools, 1 nutrition centre and 1 health facility. 6 trainings conducted for total of 117 people. 920 menstruation hygiene kits distributed to girls.</li> <li>30 boreholes rehabilitated. Repair of broken doors in 2 schools and 2 health centres. Provision of latrine digging tools to the community. 5500 bars of soap distributed, 15 hand washig facilites constructed, distribution of wash nfi to 19499 people. Distribution of 166 menstrual hygiene kits.</li> <li>Construction of 3 blocs of latrines (4 stances each), construction of samples latrines and distribution of latrine digging tools. 50 boxes of soap distributed. Training conducted for Women groups, CHPs, community leaders and hygiene club members – total of 179 people trained.</li> <li>Repair of 26 water points. Rehabilitation of 8 platforms. 10 dust bins, 6 incenerators, 11 hand washing tanks (100L) donated to 9 institutions. Distribution of 262 menstrual hygiene kits for girls and women.</li> </ol>		

TYPE OF ACTIVITY	AID PROVIDED TO	LOCATION	SOURCE OF FINANCING
Emergency WASH response for IDP's, returnees and host community in Uror County, Jonglei State, South Sudan	39392	Uror (Jonglei)	OCHA HF
	Repair or rehabilitation of 24 boreholes and 15 hand-washing facilities. Distribution of 2,000 soap vouchers. 3 blocks of latrines with 12 stances repaired in 2 schools, 1 block with 1 stance at a nutrition center and 1 block with 2 stances at health facilities. Excavation of 1 garbage pit at a nutrition center, 1 in a school, 5 in town markets. 30 community hygiene promoters (25 men and 5 women) were trained.		
Enhancing WASH Cluster coordination and access to safe water and learning materials for vulnerable communities	28086	Bor (Jonglei)	own funds
	Drilling of 7 boreholes. Training of 21 water user committees members. Preparation of 3 manual drilling rigs. Dislodging of school latrines in 2 schools. School libraries opened in 3 schools with a total of 390 books.		
Stabilising the livelihoods of returnees, internally displaced persons and the local population through Food Security Livelihood response	45713	Magwi (Eastern Equatoria State)	GIZ
	Distribution of seeds - 2040 cereal seeds kits to farmers, 600 vegetable kits, 900 ground nut seeds, 30 maize seeds, 10 sorghum seeds. Training for 2040 farmers, distribution of 2040 tool kits and 200 manual groundnut shellers. 30 irrigation mechanics trained. Distribution of 175 treadle pumps, they are to be shared among the vegetable farmers at ratio 1:3. 250 sets of drip irrigation equipment sets were installed for vegetable farmers. 40 lead farmers received 40 bicycles. Hygiene promotion training conducted for 45,713 people. 30 hygiene promoters were trained.		
Drought Response and Management in South Sudan (DREAMS) Project - extension	1500	Koch (Unity)	own funds
	Provision of seeds for the farmers. They also received farming tools and fishing equipment and were trained how to use it.		
Stabilizing the livelihoods of most vulnerable populations through Food Security Livelihood response	63309	Wau (Western Bahr el Ghazal State)	GIZ, own funds
	Distribution of 2600 cereal seeds kits, 2600 farming tools, 400 ground nuts seeds, 800 vegetable seeds kits, 400 fishing kits. 30 farmer field schools established, 60 extension workers trained. Training provided for 20 hygiene promoters and 20 nutrition promoters. Organizing of 14 nutrition campaigns on different levels (institutional, community, HH). 17 jerrycans cleaning campaigns, 14 hand washing campaigns.		



TYPE OF ACTIVITY	AID PROVIDED TO	LOCATION	SOURCE OF FINANCING
Emergency Shelter and NFI support to vulnerable conflict-affected internally displaced communities	5873	Mayendit, Koch, Leer, Uror (Unity)	OCHA HF
	750 households in Yei, 700 households in Lobone, 400 households in Ibba received a set of 1 kanga, 1 blanket, 1 mosquito net and 1 sleeping mat. Bigger families received double sets. 350 households received kitchen sets.		
Effective provision of life-sustaining NFIs and life-saving emergency shelter materials through mobile response to the most vulnerable displaced communities	52592	All states	OCHA HF
	Coordinated provision of basic life-saving and life-sustaining NFIs and emergency shelter materials – distribution of 446 sleeping mats, 7834 plastic sheets, 7946 mosquito nets, 5122 kitchen sets, 2576 kangas, 6396 blankets, 845 solar lamps.		
Provision of access to life-saving and life-sustaining non-food items and emergency shelter materials to the most vulnerable displaced and returning communities through mobile response across South Sudan and CBI modality in Bor South County	20232	Nyirrol, Pibor and Uror counties in the former Jonglei State; Morobo and Yei Counties in former Central Equatoria State; Guit, Koch, Leer, Mayendit, Panyijar Counties in former Unity State and Ezo, Nzara, Yambio, Tambura, Nagero Counties in former Western Equatoria State	OCHA HF
	<ol style="list-style-type: none"> <li>1. Timely and safe distribution of appropriate ES and NFIs received by most vulnerable beneficiaries;</li> <li>2. Distribution of ES/NFI commodity vouchers</li> </ol>		
Provision of access to life-saving and life-sustaining non-food items and emergency shelter materials to the most vulnerable displaced and returning communities through mobile response across South Sudan and CBI modality in Bor South County	29002	Pibor (Jonglei)	OCHA HF
	<ol style="list-style-type: none"> <li>1. Borehole rehabilitation</li> <li>2. Hygiene promotion in nutrition sites and health centers</li> <li>3. sanitation rehabilitation</li> <li>4. Distribution of soap vouchers</li> </ol>		

# OUR WORK



POPULATION: **12,3 mln**  
PEOPLE IN NEED OF HUMANITARIAN AID: **5 mln**  
INTERNALLY DISPLACED PEOPLE: **1,7 mln**

PAH aid activities since 2011.  
AREA OF WORK: South Central.  
In 2018 PAH provided aid to 267,881 people.

# IN SOMALIA

PAH focused on merging multifunctional financial assistance with water and sanitation and food security. PAH combined water and sanitation aid with the support of local markets. We also concentrated on building local communities' resilience to future humanitarian disasters – for example, cleaning irrigation systems and canals will reduce after flood damage. We extended the scope of our aid to the Galgadud region. In the central Shabelle region, two villages where PAH implemented water and sanitation project, obtained hygiene certificates from the Somali government. In recognition of the PAH achievements and expert knowledge, one of our employees was named a co-coordinator of the water and sanitation cluster in Somalia.

TYPE OF ACTIVITY	AID PROVIDED TO	LOCATION	SOURCE OF FINANCING
Emergency WASH support for drought affected communities	140283	Banadir, Lower Shabelle, Middle Shabelle, South Central Somalia	UNICEF, own funds, ToiToi
	<p>Distribution of hygiene kits to 60320 beneficiaries. Provision of temporary access to adequate and safe water through chlorination, operation and maintenance, water trucking, vouchers, fuel subsidy and household water treatment for 70,908 beneficiaries. 258,532 people reached with face-to-face hygiene promotion sessions in local communities, nutrition feeding centres, health facilities and schools with the help of 64 Community Hygiene Promoters. Construction of 560 latrines equipped with handwashing facilities in KABS and Weydow IDP Camps. Provision of sustained water supply for 60,000 individuals in rural, urban and semi-urban areas through rehabilitation and development of new water sources. Installation of solar powered system to 2 shallow wells in Balcad district. Construction and rehabilitation of water system in 3 schools. Promoting behaviour change in 7 schools through implementation of a 3-star WASH in School Approach. Construction of 33 twin block latrines in institutions and health centers in Balcad district. Training of 21 WASH Committees from IDPs and community members in order to ensure the sustainability of community water management systems.</p>		
Integrated emergency WASH and MPC response to most vulnerable families	59590	Baanadir, Lower Shabelle, Middle Shabelle, South Central Somalia	ECHO, own funds, Meblik, Noxan, KPRM
	<p>70,800 individuals were reached with safe water through direct provision and infrastructure expansion. 15,480 individuals gained access to clean, gender appropriate sanitary facilities managed by community members. 5,425 displaced households received hygiene kits. 2268 displaced Individuals were provided with life saving cash assistance for 3 months. In Middle Shabelle 7200 beneficiaries were provided with safe and sufficient water through the rehabilitation of shallow wells. 575 flood displaced families received hygiene kits. Flood prevention activities were implemented in 5 riverine villages where 21,240 individuals benefited from the protection of vital livelihood sources and community assets. 15,480 people were reached with adequate sanitation facilities through construction of 215 emergency desludgable communal latrines in Afgoye corridor – 15 latrines of the 215 facilities were constructed through cash for work by IDP population. Hygiene promoted distributed soap bars for 1355 beneficiaries on a weekly basis. 6000 vulnerable families received hygiene kits.</p>		

TYPE OF ACTIVITY	AID PROVIDED TO	LOCATION	SOURCE OF FINANCING
Building Resilience through comprehensive access to WASH services for selected schools, health centres and communities	27106	Banadir, South Central Somalia	UNICEF, own funds
	Rehabilitation of and establishment of water supply facilities connected to institutions schools and health facilities and public water kiosks. Hygiene promotion services conducted. WASH Committees, Community education Committee training, advocating involvement of community leaders in water systems management.		
Provision of emergency and sustainable food and WASH services to IDPs, host communities and vulnerable populations in Gedo and Galgaduud Regions, South Central Somalia	14822	Adado, Dusamareeb, South Central Somalia	German Foreign Ministry (AA) for Humanitarian Aid, own funds
	Providing emergency response to to the most vulnerable, disaster-affected communities: water provision in 6 IDP Camps in Adado and Dusmareeb, construction of 3 emergency water taps in IDP camps, construction of 200 emergency latrines (100 in Adado town IDPs camps 20 in Bahdo village IDP camp and 80 in Dusmareeb IDP Camps), 400 hygiene kits distributed to newly displaced persons in camps, training for 20 Community Hygiene Promoters in Dusmareeb, who carried out Hygiene promotion activities in their respective IDP camps.		
Providing sustainable and flood resistant access to safe water, sanitation and hygiene services to vulnerable community	781	Jowhar District, South Central Somalia	OCHA HF
	Reliable and sustained access to sufficient safe water is provided based on identified strategic water points. Organizing of an inclusive and appropriate system for the management and maintenance of water facilities. Provision of reliable and sustainable access to environmental sanitation.		
Comprehensive WASH and multisectoral Emergency Response to most vulnerable, disaster - affected communities in South Central Somalia	25299	Banaadir: Kaxda and Deynile K7 - 15 Dharkenley, HirShabelle/ Middle Shabelle; Jowhar, Balicad Mahaday districts; ISWA/lower Shabelle, Afgoye district (Afgoye, Ceelasha, Carbiska), South Central Somalia	ECHO, Noxan, DAP, own funds
	Providing emergency response to to the most vulnerable, disaster-affected communities: 600 families displaced by drought in Afgoye corridor received NFIs, monthly provision of water to residents of IDP camps, training for 16 operators on Operation and Maintenance of Boreholes, water kiosks, pipeline and water tanks; 95 latrines constructed in IDP camps serving 950 families; training for 8 Community Hygiene Promoters conducted who are responsible for hygiene promotion activities among their community; 665 families were supported with 3 months cash assistance to access basic food commodities.		





# OUR WORK

POPULATION IN SYRIA: **18,5 mln**  
PEOPLE IN NEED OF HUMANITARIAN AID: **13,5 mln**  
(incl **2.7 mln in Turkey**)  
INTERNALLY DISPLACED PEOPLE IN SYRIA: **6,3 mln**

PAH aid activities since 2013.  
AREA OF WORK: Idlib, Hama and Aleppo provinces (Syria),  
Hatay province (Turkey).  
In 2018 PAH provided aid to 324,861 people.

# IN SYRIA AND TURKEY

In 2018 PAH implemented its largest food aid program in Syria delivering food packages to 15 thousand families every month. We expanded offered aid to vocational trainings, financial assistance needed to start one's own business, also, we began support in the field of agricultural production. PAH consistently increased the quality of our activities in the water and sanitation sector. We paid special attention to so called cutting issues, i.e. gender quality, protection of environment and assistance to disabled people. We also focused on effective communication with local communities. We wanted their active participation in planning and implementation of WASH projects as well as building the capacity of the local society in maintaining the water and sanitation infrastructure after PAH completes its activities.

TYPE OF ACTIVITY	AID PROVIDED TO	LOCATION	SOURCE OF FINANCING
WASH community assistance in Idleb and Aleppo	61630	Al Ma'ra, Jisr AshShugur, Jabel Saman, Idleb	NCA
	<p>5723 school students (2624 boys, 3081 girls) received access to safe, secure, clean, user – friendly and gender appropriate sanitation facilities. WASH facilities were rehabilitated in 20 schools. 2500 school children and staff participated in hygiene promotion activities.</p> <p>113 726 people were ensured with safe and sustainable access to sufficient quality of water for drinking, cooking, personal use and domestic hygiene.</p> <p>860 garbage containers were distributed. 3 general cleaning campaigns were conducted.4 landfills were rehabilitated to improve their capacity to dispose all the solid waste.</p> <p>5000 individuals (1100 men, 1150 women, 1400 boys, 1350 girls) have access to hygiene practises. 865 people attended hygiene promotion workshops. Sanitation services were provided for 10,695 IDPs. 130 toilets have been constructed in 12 camps.311 garbage containers were distributed. 11 695 IDPs gained better access to hygiene items and awareness of their importance. 2000 hygiene kits in 15 camps were distributed.</p>		
Complementary WASH Emergency Response to IDP Camps and Self Settlements	34153	Idleb	own funds
	<p>Providing access to safe water and sanitation – monthly provision of 25,371,000 liters of chlorinated water for drinking and domestic use via water trucking. Removal of 2,430 cubic meter of solid waste from the targeted camps monthly and disposal to the communal landfill. Desludging of 2,695,500 liters of waste water from the targeted camps on monthly basis and disposal to the nearest sewerage system. Employment of 77 people to clean the latrines in 35 camps daily.</p>		
Complementary WASH Emergency Response to IDP Camps and Self Settlements	1257	Beyta Village, Idleb	own funds
	<p>Water trucking for 1257 individuals – 300 families. Solid waste management for 1257 individuals. Distribution of 50 rubbish bins. Distribution 300 hygiene kits (sanitary pads, laundry washing powder, toothpaste, anti-lice shampoo, children diapers, mosquito net, nail scissors, two jerry cans, etc.). Distribution of 300 non food item kits (two mattresses, two blankets, two ground isolators, kitchen tools).</p>		

TYPE OF ACTIVITY	AID PROVIDED TO	LOCATION	SOURCE OF FINANCING
Integrated WASH humanitarian Assistance for the conflict affected people of Syria	113799	Idleb, Al Ma'ra, Saraqeb, Jabal Saman, Idleb, Aleppo	NCA
	Rehabilitation of toilets in 24 schools for 10,790 students. 126 hygiene sessions organized for students. 15 school health have been established – 101 school students joined so far. 126 hygiene sessions provided for a hospital staff. Rehabilitation of 3 water systems and sewage system, repair of solid waste management vehicles and equipment – these activities benefit 66 257 people.		
Integrated Emergency WASH Response to IDPs in camps and informal settlements considering the needs of disabled persons.	11772	Harim, Idleb	OCHA HF
	Provision of safe chlorinated drinking water to 40,913 IDPs living in 56 camps and self-settlements, 25 liters per person per day. Regular testing of water. Distribution of 223 water steel tanks. Construction of 54 new cement toilets in 10 camps. Rehabilitation of 196 existing toilets in 18 camps. Construction of 27 accessible toilets designed to accommodate people with physical disabilities in 25 camps. Construction of 2 septic tanks camp in Hayat Karema camp. Cleaning of the latrines in 47 camps, this work is a cash for work opportunity for 101 people from the affected population. Solid waste removal from 56 camps, distribution of 895 rubbish bins with capacity of 100 liters. Distribution of 5700 hygiene kits to the vulnerable populations in IDPs camps and self settlements. Training 20 local volunteers ( 10 men, 10 women) to work as community hygiene promoters. Organizing age and gender appropriate hygiene promotion sessions in camps and self settlements.		
Emergency food basket support to conflict affected people in Idleb and Hama Governorates, Syria	992	Al Maar'a, Idleb	GOAL
	Monthly provision of food baskets to most vulnerable households in Al. Maar'a, Idleb		
Increasing the availability and access to food through contributing to agriculture productivity for vulnerable IDPs, host community members and returnees	3500	Kafr Nobol, Mara't Numan, Idleb	FAO
	Distribution of vegetable seed packages for homestead and micro-gardening. Training for 120 beneficiaries in vegetable crops production, storage and marketing. Training for all 3500 beneficiaries receiving vegetable inputs on GAPs.		



TYPE OF ACTIVITY	AID PROVIDED TO	LOCATION	SOURCE OF FINANCING
Food security and livelihood support to the most vulnerable internally displaced people and host communities	9956	Heish, Kafr Nobul, Madiq Castle, Tammana and Khan Shaykoun, Idleb	OCHA HF
	Distribution of 1350 vouchers (in the amount of 100 USD) to selected IDPs and host community members to buy agricultural inputs (seeds, fertilizers, fodder, tools, fuel, garden,vegetable kits). Workshops for 2000 beneficiaries – training in business development, value chain, gender mainstreaming, poultry, marketing and storage. Small grants for 50 beneficiaries (in total 5000 USD) who submitted their business plans to begin their own income generating activities.		
Support of vulnerable IDPs and host community members in Hama and Idleb Governorates through blanket supplementary feeding and general food assistance.	87547	Al Ma'ra (Heish, Kafr Nobol, Khan Shaykun, Tamanaah, Ma'rratAn'Numan) and District As-Suqaylabiyah (Madiq Castle), Idleb	WFP, own funds
	87,547 most vulnerable individuals received regular, monthly food assistance. 14 500 HHs received a food basket per month. 3625 individuals received supplementary feeding. Distribution of 8 800 628 Metric tone of food.		

## TURKEY

TYPE OF ACTIVITY	AID PROVIDED TO	LOCATION	SOURCE OF FINANCING
Support of vulnerable refugee and host community members through provision of cash for education through Public Education Centre (PEC) and Provincial directorate of Ministry of national education (MONE)	255	Antakya, Hatay	own funds
	202 students were provided with 100 TL per month to cover costs of transport to schools. 267 children ( Syrian refugees and local community members) took Turkish language classes. Provision of cash for vocational trainings.		

# OUR WORK



POPULATION: **36 mln**

PEOPLE IN NEED OF HUMANITARIAN AID: **11 mln**

INTERNALLY DISPLACED PEOPLE: **3 mln**

PAH aid activities since 2016.

AREA OF WORK: Mosul, Irbil.

In 2018 PAH provided aid to 11,645 people.

# IN IRAQ

In 2018 PAH started providing financial assistance, rehabilitation of water and sanitation systems and hygiene education. In addition, in cooperation with a local partner, we began to provide professional and legal assistance. We extended the delivery of assistance to the Dohuk and Nineveh regions. Particularly in the province of Nineveh, with the capital in Mosul, the scale of humanitarian needs is significant because military operations against ISIS were completed there. Our activities received funding from the Madad Fund, and PAH began to operate as part of a consortium of humanitarian organizations. Consortia combine the experience and capabilities of several aid organizations and are becoming an increasingly popular method of financing the humanitarian sector among leading donors.

TYPE OF ACTIVITY	AID PROVIDED TO	LOCATION	SOURCE OF FINANCING
Supporting resilience of host communities, returnees and internally displaced persons	7541	Ninewa , Salah-ad-Din Governorates	Madad Fund, own funds
	Enhancing WASH and stabilising livelihoods in newly accessible areas of Iraq. Rehabilitation of 10 public WASH facilities along with trainings for a local NGO.		
Emergency assistance and subsidiary social assistance for the most vulnerable persons	4104	Erbil; Dohuk; Sulaymaniyah	Ministry of Foreign Affairs of the Republic of Poland, own funds
	Particularly vulnerable beneficiaries received one-time financial assistance and legal assistance. They also participated in vocational trainings and received small business grants.		

# OUR WORK



POPULATION: **45 mln**

PEOPLE IN NEED OF HUMANITARIAN AID: **3,8 mln**

PAH aid activities since 2014.

AREA OF WORK: eastern Ukraine.

In 2018 PAH provided aid to 22,589 people.

# IN UKRAINE

We continued to focus our activities on psychosocial support and assistance for the elderly. But we expanded their scope – we combined financial, WASH, food assistance, agricultural aid with activities improving psychological, legal, and societal security of our beneficiaries. We also expanded our activities in vocational training and job creation for local communities. Our support also covered new target groups – young people and their parents. The variety of activities of the PAH mission in Ukraine allows us to help more effectively as the most needy people often have complex needs. We operated mainly in the so-called contact line, i.e. in areas directly exposed to military activities. PAH also gained support from a new donor – UNICEF.

TYPE OF ACTIVITY	AID PROVIDED TO	LOCATION	SOURCE OF FINANCING
Water, Sanitation and Hygiene intervention	16575	Novoaidarskyi, Popasnianskyi, Stanychno-Luhanskyi regions, Government Controlled Areas	Ministry of Foreign Affairs of the Republic of Poland, own funds, funds from 1% income tax
	Renovation of essential sanitation facilities in selected 10 public institutions (schools, hospitals, nursing homes, rural ambulatories and health points, social care centres, psycho-neurological care facilities etc.). Hygiene promotion sessions for children, teachers, parents and the elderly. Distribution of hygiene kits.		
Protecting Highly Vulnerable, Conflict-affected Populations in Donetsk-NGCA (DPR): Improving the Ability to Meet Acute Needs through Protection	597	Donetsk, Government Controlled Areas	OFDA, funds from 1% income tax
	Protection and psychosocial services for vulnerable seniors to strengthen social support systems. Training for protection officers. Provision of general and focused psychosocial support. Serving of hot meals in project canteens and mobile groups.		

TYPE OF ACTIVITY	AID PROVIDED TO	LOCATION	SOURCE OF FINANCING
Providing Humanitarian Help and Social Protection for Internally Displaced People and Local Community Members in Eastern Ukraine	3000	Zaporizhe and Donetsk, Government Controlled Areas	Ministry of Foreign Affairs of the Republic of Poland, own funds, funds from 1% income tax  Distribution of unrestricted multipurpose cash transfers (MPCTs). Continuous work of 3 Information and Integration Centers (IIC) for the internally displaced persons and members of the local communities of Zaporizhzhia, Bakhmut and Avdiivka, and surrounding rural areas. Provision of legal assistance, psychological and social support. Job-advising, conducting of awareness raising sessions in the IICs and during mobile visits to rural areas and along the contact line. Computer literacy classes and online job-search tutorials in Community Space in Avdiivka. Organizing activities for children.
Protection and Humanitarian Assistance to Highly Vulnerable Conflict Affected Seniors who Live Along the Contact Line	1998	Donetsk and Lugansk, Government Controlled Areas	OFDA  Provision of emergency assistance, psychosocial support. Distribution of multipurpose cash assistance. Improving sanitation facilities in institutions providing services for elderly people. Providing support for small scale agricultural production.
Psycho-Social Support for Children and Parents/ Caregivers	419	Donetsk, Government Controlled Areas	UNICEF, own funds, funds from 1% income tax  Provision of psycho-social support for children, parents and caregivers. Individual or group consultations for 385 adolescents. Organizing of social activities raising awareness of important social issues, i.e. sexual violence and ways to overcome it). Establishing of Community Initiative Teams to support children and build community engagement. Formation of mobile support teams that provide psychosocial support to conflict-affected areas that are hard to reach.



# OUR WORK



POPULATION: **47,6 mln**

PEOPLE IN NEED OF HUMANITARIAN AID: **5,6 mln**

PAH aid activities since 2018.

AREA OF WORK: Machakos, Kitui, Mwingi.

In 2018 PAH provided aid to 5670 people.



# IN KENYA

Kenya is the first country where, as part of our development aid, PAH is implementing comprehensive disaster risk reduction activities. We managed to increase awareness how to effectively counteract negative climate changes both at the level of a local community as well as public administration. We also provided access to water and helped develop local entrepreneurship. Thanks to these activities, residents of the Makueni, Machakos and Kitui counties were able to improve the quality of life without a negative effect on the environment.

TYPE OF ACTIVITY	AID PROVIDED TO	LOCATION	SOURCE OF FINANCING
Livelihood improvement through integrated and environmental friendly employment development in South Kenya	5670	Machakos County, Makueni County, Kitui County	Ministry of Foreign Affairs of the Republic of Poland, own funds
		Provision of water access in 2 schools serving 337 pupils and teachers. Hygiene Promotion campaigns for 510 adults and children. Construction of 3 sand dams and shallow wells. Capacity building in Disaster Risk Reduction for Local Authorities from 3 Counties and 340 small scale farmers from 4 Self Help Groups. Training sessions for small scale farmers to improve the sustainability of their production, also boost employment and income generation of their food cooperatives.	



# OUR WORK



# IN DJIBOUTI

Due to the growing scale of the crisis in Yemen, PAH began immediate actions for the benefit of Yemenis. We started in Djibouti – a country with an open door policy for refugees from Yemen. We analyzed the needs and established cooperation with a local partner. Together we implemented the first comprehensive project supporting Yemenis in the Markazi camp in Obock. At the same time, we submitted documents needed to register the mission office in Yemen.

TYPE OF ACTIVITY	AID PROVIDED TO	LOCATION	SOURCE OF FINANCING
Needs assessment of Yemeni refugees in Djibouti	N/A	Markazi Camp, Obock	own funds, Caritas Poland
	Needs assessment conducted by PAH between December 13 and December 28, 2018 to identify main gaps and needs of Yemeni refugees in Markazi Camp		

# IN BANGLADESH

PAH analyzed situation in Myanmar and organized life savings assistance for the Myanmar refugee community in a refugee camp in Cox's Bazaar in Bangladesh. We distributed non-food items and food packages.

TYPE OF ACTIVITY	AID PROVIDED TO	LOCATION	SOURCE OF FINANCING
Life savings assistance for the Myanmar Refugee community	1600	Cox's Bazaar	own funds
	Distribution of non-food items (NFIs) and materials to improve shelter – tarpaulin, rope, rain coat, solar torch light for multi-purpose use. Distribution of 30-day food packages (rice, oil, lentils, sugar, salt, suji) for Rohingya families		

# OUR WORK



PAH is providing well-balanced meals to children in Poland since 1998.

AREA OF WORK: Poland

In school year 2017/2018 (spring semester) PAH helped 1736 children.

In school year 2018/2019 (fall semester) PAH helped 1537 children.

During school holidays PAH helped 843 children.

# IN POLAND

The Pajacyk Program is intended for children from households that are at risk of social alienation. Program targets children who, for some reason, do not receive nutritional support from Regional Centers of Social Services, and they are in the need of such support. The recipients are children and youth, from 6 to 15 years old, who are at risk of social alienation due to poverty, disability, or other reasons. Pajacyk finances hot meals for children attending school or a day-care centre.

The financing includes the costs of buying food products – if an institution has its own kitchen and prepares meals on-site, or buying ready meals – if an institution has no kitchen and provides meals through catering.

The Pajacyk program has three editions : a basic program for schools and day-care centers, a holiday program for day-care centers, and a program for non-governmental organizations called Pajacyk Help Network.

TYPE OF ACTIVITY	IMPACT	LOCATION	SOURCE OF FINANCING
Pajacyk Food Program from 01/2018 to 06/2018	Providing meals for children and youth in primary schools, junior high schools, and day-care rooms. Beneficiaries of this program come from poor families and are at risk of social alienation. In the second semester of the 2017/2018 school year, hot meals were provided to 1155 children.	Poland	Wydawnictwo Altenberg, DHL Global Forwarding sp. z o.o., Bank Zachodni BZ WBK
Pajacyk Food Program from 09/2018 to 12/2018	Providing meals for children and youth in primary schools, junior high schools, and day-care rooms. Beneficiaries of this program come from poor families and are at risk of social alienation. In the second semester of the 2017/2018 school year, hot meals were provided to 963 children.	Poland	Wydawnictwo Altenberg
„Pajacyk Food Programme (summer edition)“	This program provided meals to children and youth attending day-care centers during summer vacation. Such centers are often attended by kids from problem families who are especially exposed to nutritional deficits. Hot meals were provided to 843 children.		Zakłady Tłuszczowe „Bielmar“ Sp. z o.o., International Paper Company, Sodexo, NCAB Group
„Pajacykowa Sieć Pomocowa assistance network 01/2018-06/2018“	Providing meals for children and youth in primary schools, junior high schools, and day-care rooms. Beneficiaries of this program come from poor families and are at risk of social alienation. In the second semester of the 2017/2018 school year, hot meals were provided to 581 children.		wpłaty indywidualne
Pajacykowa Sieć Pomocowa assistance network 09/2019-12/2019	Providing meals for children and youth in primary schools, junior high schools, and day-care rooms. Beneficiaries of this program come from poor families and are at risk of social alienation. In the second semester of the 2017/2018 school year, hot meals were provided to 574 children.		Audiofon, Auchan, BP, DHL Global Forwarding, NCAB Group, BZ WBK, individual donations

# Social and educational campaigns

In accordance with the mission of PAH, we not only provide humanitarian aid, but also promote humanitarian values. We implement this goal by producing educational materials, cooperating directly with teachers and schools, conducting social and information campaigns, and mobilizing Polish society to show solidarity and help. Cooperation with schools primarily focuses on creating engaging and substantive educational materials – in 2018 we created posters, quizzes and scenarios about access to water. We also continued education through board games – these activities were conducted in schools by PAH volunteer educators. Our games were also very popular at summer festivals. We engaged several hundred schools throughout Poland in the ‚I bring help‘ campaign – encouraging education based on our materials, and providing help, for example, through the „I bring help, instead of a flower“ campaign. For teachers with experience in global education, we organized the second edition of Summer PAH Academy intensive training. We cooperated with 15 schools – we trained teachers and students, organized workshops and supported the organization of school campaigns. It was all part of our Humanitarian School educational program. We also began the 5th year of cooperation with the Positive Primary School in Gdańsk, where we are introducing a global education program engaging the entire school community.

CAMPAIGN	IMPACT	LOCATION	SOURCE OF FINANCING
„The Humanitarian School Program „	Annual school program aimed at improving skills of critical thinking in the context of current global issues. Workshops for teachers and students. Online course and special lessons and campaigns organized by schools. In 2018 450 students and 62 teachers participated. Through activities implemented by teachers we reached at least 4000 indirect beneficiaries. Program with partnership	Poland – kujawsko – pomorskie, warmińsko – mazurskie, pomorskie, łódzkie, wielkopolskie, śląskie, małopolskie voivodeships	individual donations, business donors – Early Stage, Oknoplast
Global education program at the Positive Elementary School	Co-operation with teachers in the area of introducing global education at the elementary stage of education to develop attitudes, implement values and teach skills to all students of the Positive Elementary School. Workshops and training sessions for 1000 students and 100 teachers were conducted.	Gdansk	local government
„Globalnie w Bibliotekach“	There were two editions of this nationwide program for libraries. The first one covered the topic of critical thinking in global education, the second one – the topic of hunger as a global challenge. Libraries organize workshops, meetings, games based on material provided by PAH. In 2018, 177 libraries participated, programs reached 2782 people.	Poland	individual donors, program in partnership with Fundacja Rozwoju Społeczeństwa Informacyjnego

CAMPAIGN	IMPACT	LOCATION	SOURCE OF FINANCING
„Niosę Pomoc (I am helping) Campaign”	Nationwide program for schools comprising of 5 campaigns – Let’s make peace, Water well for the South, World without hunger, Instead of flower, I am carrying help, Action (Critical) Education. Schools conduct classes using educational material provided by PAH and carry out fundraising and awareness raising activities. Regular webinars complement the program. In 2018 we reached 465 schools and 35000 students.	Poland	individual donors
Water distribution via channels of knowledge	Production of educational materials and a series of workshops covering the topic of access to water in countries touched by humanitarian crises. 158 students of Torun primary schools and high schools participated in workshops. 2 quizzes were created, 1 discussion card, water puzzle set, 3 educational posters	the city of Toruń	the city of Toruń
GLEN – Global Learning and Education Network	Annual series of educational meetings for people interested in global education. There are 2 international workshops, 3 month long internships in the countries of the South, a summing up seminary and voluntary educational activity. 8 participants from Poland took part.	Poland, Ghana, Uganda, Zambia, Malawi, Gambia	„individual donors; program in partnership with ASA Program, Engagement Global gGmbH, INEX – Association for Voluntary Activities (INEX-SDA) (Czech Republic), GLEN Latvia , Hungarian Volunteer Sending Foundation, Zavod Voluntariat (Slovenia), Pagalbe National NGDO Platform (Lithuania), Le Centre Régional de Recherche et d’Education pour un Développement Intégré – CREDI-ONG (Benin)
Water is important – educational program	Educational activities aimed at raising awareness about importance of access to water. 153 students from schools from Cracow and Malopolskie Voivedoship, 350 Cracow residents.	Kraków, Owczary, Liszki, Iwanowice, Wola	Małopolski Urząd Marszałkowski, individual donors

# Sources of funding

## INSTITUTIONAL DONORS

European Civil Protection and Humanitarian Aid Operations (ECHO)	9 100 038
Donations from the United Nations - DUN	6 208 846,27
Deutsche Gesellschaft für Internationale Zusammenarbeit (GIZ)	6 048 508,3
Norwegian Church Aid (NCA)	3 621 321,08
United Nations International Children's Emergency Fund (UNICEF)	3 178 560,58
Ministry of Foreign Affairs of the Republic of Poland	3 127 089,42
The Office of U.S. Foreign Disaster Assistance (OFDA)	1 924 380,48
The Chancellery of the Prime Minister of Poland	488 661,57
Arche Nova	390 638,62
European Commission - EU MADAD	334 163,12
International Organization for Migration (IOM)	272 179,68
GOAL	151 560,22
Food and Agriculture Organization (FAO)	114 011
Donation from a local government of the Kokoszki County	97 658,12
OXFAM	45 768,29
Embassy of the Netherlands	13 935,96
the City of Toruń UM.NR14/NGO/2018	9 100
Mazowieckie Voivodeship	8 500
<b>TOTAL</b>	<b>35 134 920,71</b>



## CORPORATE DONORS

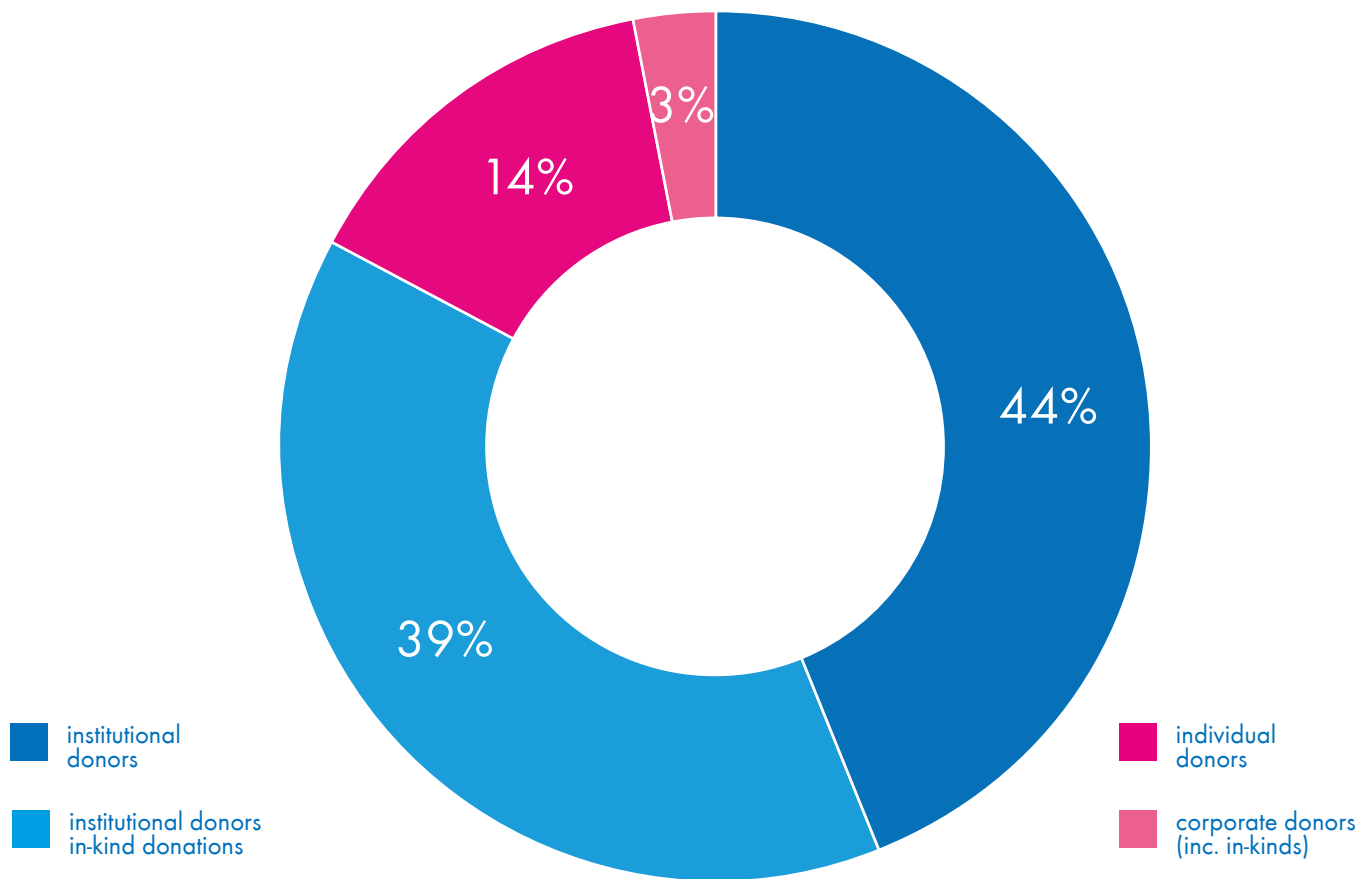
Stowarzyszenie Przyjaciół PAH (SPPAH)	581 248,86
Wydawnictwo Altenberg	420 908
Futuro Finance	135 000
DHL	127 388
Corporate donations for – Święteczny Stół Pajacyka	93 554,7
JOP-Szafrąński Michał Gabriela	88 971,1
Noxan	80 000
Meblik SP. Z O.O.	80 000
Elextrolux Poland SP. Z O.O.	50 000
NCAB Group Polska SP.Z O.O.	50 000
Sodexo	49 771
Loyalty Partner Polska	39 844,8
Fundacja Maraton Warszawski	31 269,8
Donations from companies	14 009,6
BP Poland	13 173
Nestle Poland S.A.	7 325
Donations from companies	6 548,43
Signum Biuro Aktuarialne SP. Z O.O.	6 000
Pryzmat SP. Z O.O.	5 000
Ogólnopolski Panel Badawczy	3 004,76
Norstat Polska SP. Z O.O.	1 880
Billbird sp. Akcyjna	1 865,16
Miejskie Przedsiębiorstwo Wodociągów i Kanalizacji	1 000
P4	768
Imas International SP. Z O.O.	250
<b>TOTAL</b>	<b>1 888 780,21</b>

## INDIVIDUAL DONORS

Individual donors	11 285 302,78
1% income tax donations	1 506 059,71
KLUB PAH SOS	883 234,85
public collections	73 109,83
schools	136 824,76
<b>TOTAL</b>	<b>13 884 531,93</b>

## IN KIND DONATIONS

WFP	30 767 369,69
FAO	133 345,05
UNICEF	485 716,12
GOAL	138 731,05
material donations	14 538,12
donations of services	14 246,26
<b>TOTAL</b>	<b>31 553 946,29</b>



**PAH SOS CLUB**  
**883 234,85 PLN**

**1% INCOME TAX DONATIONS**  
**1 506 059,71 PLN**

## Inspections and audits

PAH regularly undergoes audits and inspections. 2018 was evaluated in an independent annual audit of financial statements (performed by law firm Moore & Stephens). Throughout the year other independent auditors audited how funds donated by institutional donors were spent and/or the application of internal controls system at different levels of the foundation’s operations (regarding the following donors - USAID, OCHA, SHF, UNICEF, UNDP, GIZ, NCA, ECHO, EU Aid Volunteers). In September PAH completed comprehensive process of financial and institutional audits requested by ECHO.

# Cost by project

COUNTRY	PROJECT	PLN
SYRIA	FSL - Food, nutrition and livelihood assistance	29 999 929,91
SOUTH SUDAN	WASH - Emergency preparedness and response	4 697 675
SOMALIA	WASH - Emergency WASH support for drought affected communities	4 356 688, 89
SOUTH SUDAN	FSL, WASH- Stabilising the livelihoods of returnees, IDPs and the local population	3 611 052,42
SOMALIA	EMERGENCY - Integrated emergency WASH and MPC response	2 762 563,72
SYRIA	WASH - Integrated WASH humanitarian Assistance	2 548 907,32
SYRIA	FSL - Support to vulnerable IDPs and host community through supplementary feeding and general food assistance	2 124 039,25
SOUTH SUDAN	FSL - Stabilizing the livelihoods of most vulnerable populations through Food Security Livelihood response	2 536 805,17
	General statutory activity - administrative costs	2 097 506,43
UKRAINE	PROTECTION - Providing Humanitarian Help and Social Protection for IDPs and Local Community	1 628 510,63
SOUTH SUDAN	WASH - Emergency WASH Preparedness and Response	1 595 182,89
UKRAINE	EMERGENCY- meeting Acute Needs through Protection	1 560 985,16
SYRIA	HUMANITARIAN AID	1 307 729,62
IRAQ	EMERGENCY - Emergency assistance and subsidiary social assistance for the most vulnerable persons	1 262 030,56
SYRIA	WASH - Integrated WASH humanitarian Assistance	1 230 798,44
SYRIA	FSL - Food security and livelihood support to the most vulnerable IDPs and host communities	1 169 088,92
SYRIA	FSL - Support to vulnerable IDPs and host community members through blanket supplementary feeding and general food assistance	1 134 112,23
	HUMANITARIAN AID	1 031 894,94
SOMALIA	WASH - Comprehensive WASH and multisectoral Emergency Response	931 255,02

COUNTRY	PROJECT	PLN
SOUTH SUDAN	EMERGENCY – Provision of life-sustaining Non-food items and life-saving emergency shelter materials through mobile response	867 648,56
SYRIA	WASH – Complementary WASH Emergency Response to IDP Camps and Self Settlements	830 177,06
SOUTH SUDAN	FSL, WASH – Provision of equitable and integrated WASH’NUT services	811 824,34
KENYA	DEVELOPMENT AID – Livelihoods improvements through integrated and environmental friendly employment development	776 208,15
POLAND	FSL – Pajacyk Programme (2017 + 2018) – providing wellbalanced meals to children in Poland	733 587,28
UKRAINE	PROTECTION – Psycho-Social Support to Children and Parents/ Caregivers	636 389,49
SOUTH SUDAN	WASH – Enhancing WASH Cluster coordination and access to safe water	592 942,10
SOMALIA	FSL, WASH – Provision of emergency and sustainable food and WASH services to IDPs, host communities and vulnerable populations	472 580,04
IRAQ	other costs	441 142,80
UKRAINE	PROTECTION – Psycho-Social Support to Children and Parents/ Caregivers	421 725,93
POLAND	FSL – Pajacyk Support Network	400 000
POLAND	WASH – Integrated Emergency WASH Response to IDPs	399 517,95
POLAND	PAH SOS Club	391 458,37
	WASH PROJECT	383 404,63
UKRAINE	EMERGENCY – Water, Sanitation and Hygiene intervention	370 546,77
IRAQ	WASH – Supporting resilience for host communities, returnees and internally displaced persons (IDPs)	341 195,94
SOUTH SUDAN	EMERGENCY – Emergency Shelter and NFI support to vulnerable conflict-affected internally displaced communities	311 215,50
All projects which total value did not exceed 300,000 PLN		4 446 462,59
<b>TOTAL</b>		<b>82 956 232,46</b>

# Employment data

	EMPLOYMENT	As on 31.12.2018
Persons employed in accordance with the Polish law (Warszawa, Kraków, Toruń)		68
Field office workers employed in accordance with the Polish law		9
Workers employed in accordance with the local law at the mission in South Sudan		75
Workers employed in accordance with the local law at the mission in Syria		69
Workers employed in accordance with the local law at the mission in Turkey		13
Workers employed in accordance with the local law at the mission in Ukraine		25
Workers employed in accordance with the local law at the mission in Somalia		25
Workers employed in accordance with the local law at the mission in Iraq		17
	<b>TOTAL</b>	<b>301</b>

Average, annual employment in accordance with the Polish law: 73,8 including 71,3 FTEs.

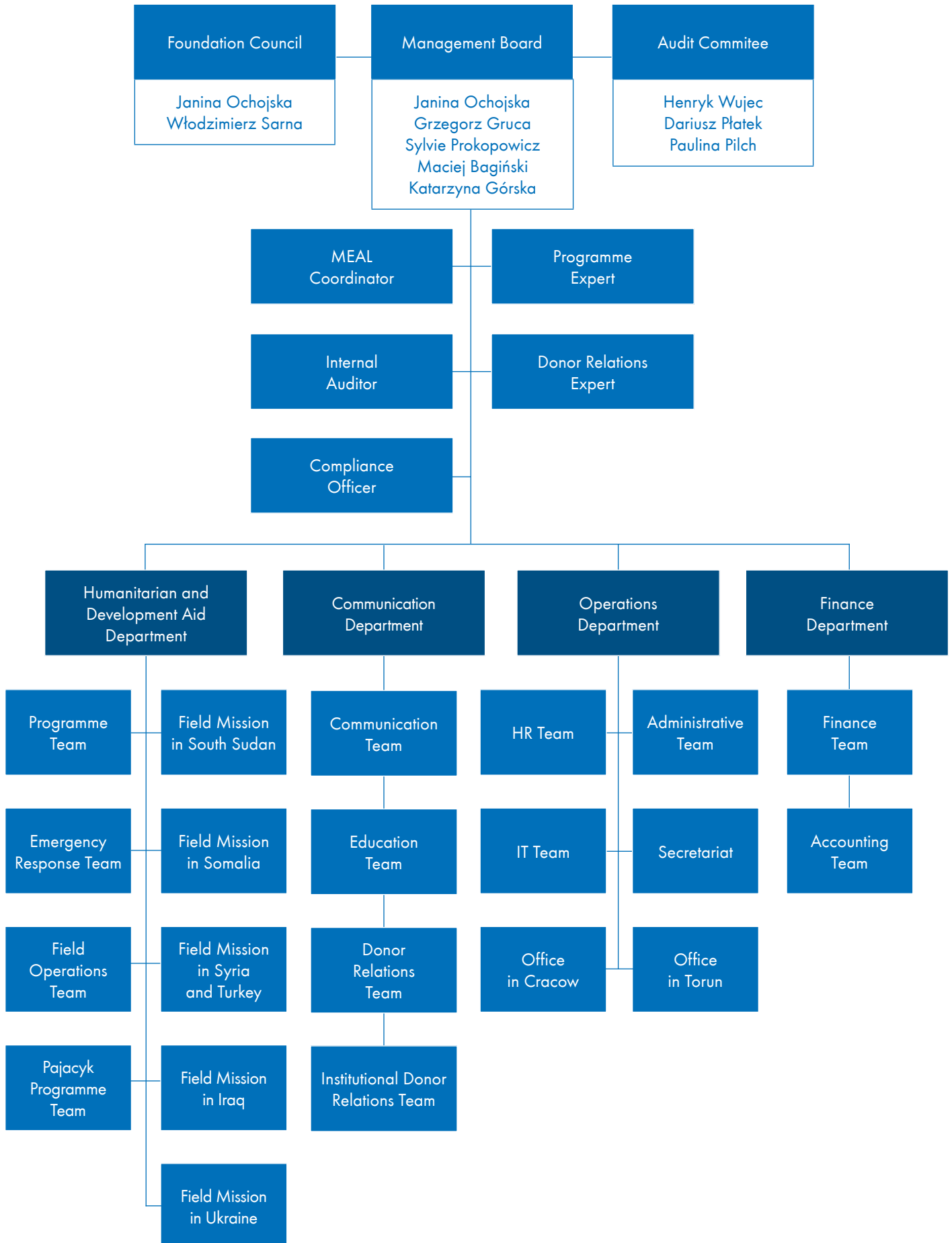
ATotal number of employees working in accordance with the Polish law as of 31.12.2018 - 73, including: Experts - 4, Directors - 4, Managers - 15, Auditors - 1, Controllers - 1, Representatives - 0, Coordinators - 26, Specialists - 14, Accountants - 4, Assistants - 4, Secretaries - 1, Administrative workers - 3.

## SALARIES (IN PLN):

Gross remunerations of employees	4 609 581,74
remunerations for contracts to perform specific tasks	19 548,00
remunerations for contracts of mandate	87 421,07
<b>TOTAL</b>	<b>4 716 550,81</b>

PAH employees did not receive any bonuses in 2018.

# Organizational structure



# Financial statement (in PLN)

## Revenue from mission-related activities

	01.01-31.12.2017	01.01-31.12.2018
Receipts specified in the by-laws	70 980 870,66	82 463 800,22
Other revenue specified in the by-laws	0	0
<b>TOTAL</b>	<b>70 980 870,66</b>	<b>82 463 800,22</b>

## Revenue from mission-related activities – by source of funding

	01.01-31.12.2017	01.01-31.12.2018
Foreign government Embassies	83 770,27	13 935,96
In-kind donations	20 875 337,81	31 539 700,56
Donations in the form of services	1 750	14 246,26
Grants from Polish central government institutions	3 351 982,63	3 615 750,99
Grants from Polish local government institutions	70 184,54	115 258,12
Foreign government institutions	0	0
Bailiff's penalty assessments	0	0
Polish NGOs	76 049,25	0
Foreign NGOs	10 014 564,93	4 209 288,21
Foreign government organizations	507 037,39	6 048 508,30
EU organizations	11 997 227,55	9 434 201,31
Intergovernmental organizations	461 325,79	272 179,68
UN organizations	9 164 897,66	9 501 418,25
1% receipts	1 529 697,18	1 506 059,71
Receipts from individuals and legal persons	11 526 346,27	14 268 872,39
Zagraniczne Agencje Rządowe	1 320 699,39	1 924 380,48
<b>TOTAL</b>	<b>70 980 870,66</b>	<b>82 463 800,22</b>

## Other financial revenue

	01.01-31.12.2018r.	01.01-31.12.2017r.
Cash	52 012,97	145 019,42
interest	8 834,08	145 019,42
przyrost wartości rynkowej	43 178,89	
Other, including:	1 399,65	0
reversal of impairment losses on interest on receivables		0
surplus of exchange gains over exchange losses, including:		0
realized current year exchange gains		0
realized current year exchange losses		0
unrealized exchange gains from measurement		0
unrealized exchange losses from measurement		0
Other	1 399,65	0
<b>TOTAL</b>	<b>53 412,62</b>	<b>145 019,42</b>



## EQUITY OF THE FOUNDATION

As of 31st of December, 2018

Statutory fund consisting of founding capital	1 500 PLN
	contributed by the Founders in equal parts
Financial result	1 403 630,09 PLN
Prior year's profit	12 164 785,97 PLN
<b>TOTAL</b>	<b>10 762 655,88 PLN</b>

### OTHER ACCRUALS

#### Short-term accruals

	as of 31.12.2018	as of 31.12.2017
Short-term	25 081 40,65	16 954 280,94
Donation agreements	264 907,40	492 907,40
Grant agreements	24 724 982,91	16 360 968,08
Other	91250,34	100 405,46
<b>TOTAL</b>	<b>25 081 140,65</b>	<b>16 954 280,94</b>

#### Other short-term accruals – grant agreements

	as of 31.12.2018	as of 31.12.2018
Projects implemented in South Sudan	4 230 030,99	5 059 217,05
Projects implemented in Syria	5 700 577,87	6 251 066,25
Projects implemented in Ukraine	3 761 166,92	1 502 609,01
Projects implemented in Somalia	8 598 779,46	3 499 258,77
Educational projects	0	0
Projects implemented in Iraq	2 336 246,63	0
Other projects	98 181,04	48 817
<b>TOTAL</b>	<b>24 724 982,91</b>	<b>16 360 968,08</b>

#### Other short-term accruals – donation agreements

	as of 31.12.2018	as of 31.12.2017
Projects implemented in Syria	0	0
Projects implemented in Somalia	60 000	100 000
Projects implemented in Poland and worldwide	68 907,40	71 907,40
Projects implemented in South Sudan	136 000	321 000
Projects implemented in Ukraine	0	0
<b>TOTAL</b>	<b>264 907,40</b>	<b>492 907,40</b>

#### Other short-term accruals – other

	As of 31.12.2018
Provision for audit	27 000
Projects implemented in partnership with Primary School in Kokoszki under the Global Education Program	21 747,34
Donation agreement for Toyota Avensis UM. DAROW. 15/03/2018	42 503
<b>TOTAL</b>	<b>91 250,34</b>

## COSTS OF MISSION-RELATED ACTIVITIES – BY SOURCE OF FUNDING

	01.01-31.12.2017r	01.01- 31.12.2018
Foreign government Embassies	83 770,27	13 935,96
In-kind donations	20 864 854,76	31 525 162,44
Donations in the form of services rendered	0	0
Grants from Polish central government institutions	3 312 754,24	3 611 829,31
Grants from Polish local government institutions	73 802,38	100 542,51
Instytucje rządowe zagraniczne	0	
Foreign government institutions	69 999,99	
Polish NGOs	9 899 830,38	4 162 593,94
Foreign NGOs	11 757 302,87	9 377 577,22
EU organizations	442 487,15	266 760,25
Foreign government organizations	502 546,71	5 937 135,70
UN organizations	9 074 727,51	9 510 932,06
Bank interest received	53 000	
1% receipts	392 440,11	458 498,89
Receipts from individuals and legal entities	11 414 968,83	
Foreign government agencies	1 320 699,39	1 914 107,87
<b>TOTAL</b>	<b>69 263 184,59</b>	<b>66 879 076,15</b>

## ADMINISTRATIVE EXPENSES – BY SOURCE OF FUNDING

	01.01-31.12.2017	01.01-31.12.2018
In kind donations	18 319,05	
Donations in the form of services rendered	1750	17 150,12
Grants from Polish central government institutions	39 228,42	14 246,26
Foreign NGOs	34 423,21	45 924
Foreign government organizations	222,75	59 110,04
EU organizations	70 520,45	127 836,06
UN organizations	100 321,81	77 623,39
1% receipts	0	0
Receipts from individuals and legal entities	1 163 133,62	1 139 273,24
Foreign government agencies		10 381,60
<b>TOTAL</b>	<b>1 427 919,31</b>	<b>1 491 544,71</b>

## OTHER FINANCIAL EXPENSES

	01.01-31.12.2018	01.01-31.12.2017
Recognition of provisions	0	0
Other, including:	221 350,20	2 170 540,14
impairment losses on interest on receivables	0	0
surplus of exchange losses over exchange gains – including:	199 223,83	2 163 042,87
realized current year exchange gains	417 555,47	3 134 283,47
realized current year exchange losses	146 101,70	2 374 643,13
realized prior year exchange gains	0	0
realized prior year exchange losses	0	0
unrealized exchange gains from measurement	357 879,78	1 343 772,86
unrealized exchange losses from measurement	828 557,38	4 266 456,07
interest paid to the state treasury	6 116,13	61,71
other	16 010,21	7 435,56
<b>TOTAL</b>	<b>221 359,17</b>	<b>2 170 540,14</b>

# Balance sheet (in PLN)

ASSETS				
No.	Item	Note	Balance as of 31.12. 2018	Balance as of 31.12.2017
<b>A</b>	<b>NON-CURRENT ASSETS</b>	<b>1</b>	<b>2 679 016,31</b>	<b>3 058 232,11</b>
<b>I</b>	<b>Intangible assets</b>		<b>0</b>	<b>26 752,50</b>
1	R&D costs		0	0
2	Goodwill		0	0
3	Other intangible asstes		0	26 752,50
4	Advance payments for intangible assets		0	0,00
<b>II</b>	<b>Property, plant and equipment</b>		<b>2 679 016,31</b>	<b>3 031 479,61</b>
<b>1</b>	<b>Fixed assets</b>	<b>2</b>	<b>2 679 016,31</b>	<b>3 031 479,61</b>
a	Property (including the right of perpetual usufruct)		0	0,00
b	Real estate, premises, titles to premises, civil and water engineering structures		457 007,81	514 133,81
c	technical equipment and machines		1 494 427,95	1 804 972,50
d	Vehicles		679 713,76	643 453,42
e	Other fixed assets		47 866,79	68 919,88
<b>2</b>	<b>Fixed assets under construction</b>	<b>3</b>	<b>0,00</b>	<b>0,00</b>
<b>3</b>	<b>Advance payments for fixed assets under construction</b>		<b>0,00</b>	<b>0,00</b>
<b>III</b>	<b>Long-term receivables</b>		<b>0,00</b>	<b>0,00</b>
1	From related parties		0	0,00
2	From other entities where the entity has equity interest		0	0,00
3	From other entities		0	0,00
<b>IV</b>	<b>Long-term investments</b>		<b>0</b>	<b>0,00</b>
1	Real estate		0	0,00
2	Intangible assets		0	0,00
3	Long-term financial assets		0	0,00
a	in related parties		0	0,00
b	in other entities where the entity has equity interest		0	0,00
c	in other entities		0	0,00
4	Other long-term investments		0	0,00
<b>V</b>	<b>Long-term prepayments</b>		<b>0</b>	<b>0,00</b>
1	Deferred tax assets		0	0,00
2	Other prepayments		0	0,00
<b>B</b>	<b>CURRENT ASSETS</b>		<b>37 725 962,47</b>	<b>31 502 918,25</b>
<b>I</b>	<b>Inventory</b>		<b>4 449,73</b>	<b>1 116 778,27</b>
1	Materials	5	4 449,73	1 116 778,27
2	Semi-completed products and work in progress		0	0,00
3	Completed products		0	0,00
4	Goods		0	0,00
5	Advance payments for deliveries and services		0	0,00
<b>II</b>	<b>Short-term receivables</b>		<b>21 592 768,17</b>	<b>14 146 345,75</b>
<b>1</b>	<b>Receivables from related parties</b>		<b>0</b>	<b>0,00</b>
a	trade receivables, maturing within;		0	0,00
b	other		0	0,00
<b>2</b>	<b>Receivables from other entities where the entity has equity interest</b>		<b>0</b>	<b>0,00</b>
a	trade receivables, maturing within;		0	0,00
b	other		0	0,00
<b>3</b>	<b>Receivables from other entities</b>		<b>21 592 768,17</b>	<b>14 146 345,75</b>
a	trade receivables, maturing within;		21 345 619,49	13 944 786,19
	12 months	6	21 345 619,49	13 944 786,19
	more than 12 months		0	0,00
b	taxes, grants, customs duties, social security, health insurance, and other statutory receivables		0	20,89
c	other		247 148,68	201 538,67
d	claimed at court		0	0,00
<b>III</b>	<b>Short-term investments</b>		<b>15 709 738,79</b>	<b>15 876 214,01</b>
<b>1</b>	<b>Short-term financial assets</b>		<b>15 465 238,79</b>	<b>15 631 714,01</b>
a	in related parties		0	0,00
b	in other entities		3 741 343,33	0,00
	shares		0	0,00
	other securities		0	0,00
	originated loans		0	0,00
	other short-term financial assets	4	3 741 343,33	0,00
c	cash and other monetary assets		11 723 895,46	15 631 714,00
	cash in hand and at bank		11 524 568,71	11 455 515,85
	other cash		199 326,75	4 176 198,16
	other monetary assets		0	0,00
<b>2</b>	<b>Other short-term investments</b>	<b>4</b>	<b>244 500,00</b>	<b>244 500,00</b>
<b>IV</b>	<b>Short-term prepayments</b>	<b>7</b>	<b>419 005,98</b>	<b>363 580,22</b>
<b>C</b>	<b>Called up share capital</b>		<b>0,00</b>	<b>0,00</b>
<b>D</b>	<b>Treasury shares</b>		<b>0,00</b>	<b>0,00</b>
	<b>TOTAL ASSETS</b>		<b>40 404 978,78</b>	<b>34 561 150,36</b>

EQUITY AND LIABILITIES				
No.	Item	Note	Balance as of 31.12. 2018	Balance as of 31.12. 2017
A	<b>EQUITY</b>		<b>10 762 655,88</b>	<b>14 166 285,97</b>
I	Founding capital	8	1 500	1 500,00
II	Supplementary capital		0	0
III	Share capital		0	0
IV	Reserve capital	8	0	2 000 000,00
V	Prior year profit (loss)		12 164 785,97	14 136 127,24
VI	Net profit (loss)	9	-1 403 630,09	-1 971 341,27
VII	Appropriations of net profit during the financial year (negative value)		0	0,00
B	<b>LIABILITIES AND PROVISIONS FOR LIABILITIES</b>		<b>29 642 322,90</b>	<b>20 394 864,39</b>
I	Provisions for liabilities		1 416 268,23	1 828 224,56
1	Provision for deferred income tax		0	0,00
2	Provision for retirement and similar benefits		1 416 268,23	1 828 224,56
	long-term		0	0,00
	short-term	10	0	0,00
3	Other provisions		0	0,00
	long-term		0	0,00
	short-term		0	0,00
II	Long-term liabilities		0	0,00
1	To related parties		0	0,00
2	To other entities where the entity has equity interest		0	0,00
3	To other entities		0	0,00
a	credit facilities and loans		0	0,00
b	issues of debt securities		0	0,00
c	other financial liabilities		0	0,00
d	promissory note liabilities		0	0,00
e	other		0	0,00
III	Short-term liabilities		3 144 914,02	1 612 358,89
1	Liabilities to related parties		0	0,00
a	trade liabilities, maturing within;		0	0,00
	12 months		0	0,00
	more than 12 months		0	0,00
b	other		0	0,00
2	Liabilities to the other entities where theh entity has equity interest		0	0,00
a	trade liabilities, maturing within;		0	0,00
	12 months		0	0,00
	more than 12 months		0	0,00
	other		0	0,00
3	To other entities		3 067 781,74	1 552 263,57
a	credit facilities and loans		1 275 706,95	0,00
b	issues of debt securities		0	0,00
c	other financial liabilities		0	0,00
d	trade liabilities, maturing within;		1 418 569,57	1 194 952,61
	12 months	11	1 418 568,57	1 194 952,61
	more than 12 months		0	0,00
e	advance payments received for deliveries and services		0	0,00
f	promissory note liabilities		0	0,00
g	taxes, customs duties, social security and health insurance and other statutory liabilities		205 790,37	199 349,72
h	payroll liabilities		126 161,41	73 320,94
i	other		41 553,44	84 640,30
4	Special funds		77 132,28	60 095,32
IV	Accruals		25 081 140,65	16 954 280,94
1	Negative goodwill		0	0,00
2	Other accruals	12	25 081 140,65	16 954 280,94
	long-term		0	0,00
	short-term		25 081 140,65	16 954 280,94
	<b>TOTAL EQUITY AND LIABILITIES</b>		<b>40 404 978,78</b>	<b>34 561 150,36</b>

**PROFIT AND LOSS ACCOUNT (BY NATURE OF EXPENSE)**

No.	Item	Note	For the period 01.01-31.12.2018	For the period 01.01-31.12.2017
<b>A</b>	<b>Revenue from mission-related activities:</b>	<b>13</b>	<b>82 463 800,22</b>	<b>70 980 870,66</b>
I	Receipts specified in the by-laws		82 463 800,22	70 980 870,66
II	Other revenue specified in the by-laws		0	0
<b>B</b>	<b>Costs of mission-related activities, including:</b>		<b>81 481 158,96</b>	<b>69 263 184,57</b>
I	Depreciation and amortization	13	381 261,71	303 917,06
II	Consumption of materials and energy		37 542 886,63	27 770 429,25
V	Salaries, social security and other benefits	13	21 094 782,84	19 734 644,93
VI	Other expenses by type	13	22 462 227,78	21 454 193,33
<b>C</b>	<b>Profit/loss on mission-related activities (A-B)</b>		<b>982 641,26</b>	<b>1 717 686,09</b>
<b>D</b>	<b>Administrative expenses</b>	<b>13</b>	<b>1 491 544,71</b>	<b>1 427 919,31</b>
I	Depreciation and amortization		536 609,45	569 426,82
II	Consumption of materials and energy		13 199,30	24 741,94
III	External services		37 790,45	125 805,24
IV	Taxes and charges		69,96	1 873,29
V	Salaries, social security and other benefits		903 875,55	679 726,61
VI	Other expenses by type		0	26 345,41
<b>E</b>	<b>Profit/loss on mission-related activities less administrative expenses (C-D)</b>		<b>508 903,45</b>	<b>289 766,78</b>
<b>F</b>	<b>Other operating revenue</b>	<b>14</b>	<b>384 881,83</b>	<b>80 375,29</b>
I	Other		384 881,83	80 375,29
<b>G</b>	<b>Other operating expenses</b>		<b>1 111 670,92</b>	<b>315 962,62</b>
I	Other	15	1 111 670,92	315 962,62
<b>H</b>	<b>Operating profit/loss (E+F-G)</b>		<b>1 235 692,54</b>	<b>54 179,45</b>
<b>I</b>	<b>Financial revenue</b>		<b>53 412,62</b>	<b>145 019,42</b>
II	Interest	16	52 012,97	145 019,42
II	Exchange differences	16	0,00	0,00
III	Other	16	1 399,65	0,00
<b>J</b>	<b>Financial expenses</b>		<b>221 350,17</b>	<b>2 170 540,14</b>
I	Interest		6116,13	61,71
II	Loss on disposal of financial assets		0,00	0,00
III	Revaluation of financial assets		0,00	0,00
IV	Other	16	16 010,21	7 435,56
V	Exchange differences		199 223,83	2 163 042,87
<b>K</b>	<b>K Profit/loss on general mission-related activities</b>		<b>1 403 630,09</b>	<b>1 971 341,27</b>
<b>L</b>	<b>Income tax</b>		<b>0,00</b>	<b>0,00</b>
<b>M</b>	<b>Other statutory reductions/increases in profit/loss</b>		<b>0,00</b>	<b>0,00</b>
<b>N</b>	<b>Net profit/loss (I-J-K)</b>		<b>1 403 630,09</b>	<b>1 971 341,27</b>

**We would like to thank all donors who supported  
Polish Humanitarian Action in 2018! Your commitment and generosity  
had a direct impact on improving the lives of thousands of people in need  
of help due to armed conflicts and natural disasters.**

**Thank You!**

**Polish Humanitarian Action's bank account number:  
02 2490 0005 0000 4600 8316 8772**

Business statistical number (REGON):	010849302
National Court Register (KRS):	0000136833
Tax Number (NIP):	5251441253



Polish Humanitarian Action  
al. Solidarnosci 78A, 00-145 Warsaw, Poland

-  PolishHumanitarianAction
-  PolskaAkcjaHumanitarna
-  Polish Humanitarian Action
-  pah\_org